



Limassol, Cyprus: 5-7 December 2008

## Results: Men Senior

### Category: 56kg

Rk	Name	YoB	Country	BW	Snatch			Clean & Jerk			Total
					1	2	3	1	2	3	
1.	Demis Demourtsides	1989	CYP 	55.70	70.0	<del>75.0</del>	75.0	85.0	<del>90.0</del>	<del>93.0</del>	160.0

### Category: 62kg

Rk	Name	YoB	Country	BW	Snatch			Clean & Jerk			Total
					1	2	3	1	2	3	
1.	Dimitris Minasides	1989	CYP 	60.90	113.0	116.0	116.0	135.0	<del>142.0</del>	<del>142.0</del>	248.0
2.	Luwellyne Phillips	1989	RSA 	61.30	<del>95.0</del>	95.0	<del>101.0</del>	115.0	120.0	123.0	218.0
3.	Craig Carfray	1992	SCO 	60.95	75.0	80.0	<del>84.0</del>	98.0	<del>102.0</del>	102.0	182.0

### Category: 69kg






Rk	Name	YoB	Country	BW	Snatch			Clean & Jerk			Total
					1	2	3	1	2	3	
1.	Mark Spooner	1984	NZL 	68.80	118.0	121.0	125.0	151.0	<del>161.0</del>	<del>161.0</del>	276.0
2.	Greg Shushu	1980	RSA 	67.05	112.0	<del>117.0</del>	<del>117.0</del>	138.0	143.0	150.0	262.0
3.	Halil Zorba	1988	ENG 	68.60	105.0	110.0	<del>112.0</del>	142.0	147.0	<del>153.0</del>	257.0
4.	Constantinos Vassiliades	1985	CYP 	68.40	105.0	110.0	<del>115.0</del>	<del>130.0</del>	135.0	142.0	252.0
5.	Clint Grench	1987	MLT 	68.60	<del>82.0</del>	<del>82.0</del>	82.0	100.0	105.0	110.0	192.0
6.	Andrea Naslev	1993	CYP 	62.85	77.0	<del>80.0</del>	<del>82.0</del>	95.0	100.0	<del>110.0</del>	177.0
7.	Temake Tekaei	1986	KIR 	68.35	<del>114.0</del>	<del>114.0</del>	<del>114.0</del>	-	-	-	-

### Category: 77kg




Rk	Name	YoB	Country	BW	Snatch			Clean & Jerk			Total
					1	2	3	1	2	3	
1.	Peter Yukio	1984	NRU 	76.60	135.0	<del>140.0</del>	145.0	175.0	185.0	<del>190.0</del>	330.0
2.	Josefa Vuetti	1979	FIJ 	76.00	117.0	122.0	<del>126.0</del>	150.0	160.0	<del>165.0</del>	282.0
3.	Alexandros Amanatides	1987	CYP 	76.35	120.0	125.0	<del>127.0</del>	147.0	<del>153.0</del>	<del>155.0</del>	272.0
4.	Lyle du Plooy	1988	RSA 	70.25	112.0	117.0	<del>120.0</del>	138.0	143.0	<del>146.0</del>	260.0
5.	William Vassiliades	1987	CYP 	76.00	110.0	115.0	<del>118.0</del>	140.0	<del>146.0</del>	<del>146.0</del>	255.0
6.	Sean Anthony	1991	RSA 	72.20	105.0	110.0	<del>115.0</del>	<del>127.0</del>	127.0	135.0	245.0
7.	Dale Cree	1992	SCO 	74.90	<del>85.0</del>	85.0	90.0	100.0	105.0	<del>110.0</del>	195.0
8.	Christian Saliba	1992	MLT 	76.15	68.0	<del>72.0</del>	72.0	88.0	92.0	97.0	169.0

### Category: 85kg





Rk	Name	YoB	Country	BW	Snatch			Clean & Jerk			Total
----	------	-----	---------	----	--------	--	--	--------------	--	--	-------

					1	2	3	1	2	3		
1.	Anthony Darryn	1985	RSA		82.70	140.0	<del>145.0</del>	<del>145.0</del>	170.0	175.0	180.0	320.0
2.	David Kotoatau	1984	KIR		84.05	<del>130.0</del>	<del>130.0</del>	130.0	171.0	177.0	<del>180.0</del>	307.0
3.	Malek Chamoun	1989	AUS		84.10	125.0	130.0	135.0	155.0	160.0	165.0	300.0
4.	Andreas Mouzouras	1973	CYP		84.15	85.0	90.0	96.0	115.0	120.0	126.0	222.0
5.	Stephen Borg	1976	MLT		83.65	77.0	82.0	<del>86.0</del>	102.0	107.0	<del>111.0</del>	189.0

### Category: 94kg

Rk	Name	YoB	Country	BW	Snatch			Clean & Jerk			Total	
					1	2	3	1	2	3		
1.	Peter Kirkbride	1987	SCO		87.35	130.0	135.0	136.0	170.0	175.0	181.0	317.0
2.	Coe Hoorn	1984	CAN		92.95	115.0	<del>120.0</del>	<del>120.0</del>	<del>150.0</del>	<del>150.0</del>	150.0	265.0
3.	Jean Greeff	1990	RSA		88.30	112.0	118.0	<del>122.0</del>	141.0	<del>148.0</del>	<del>148.0</del>	259.0

### Category: 105kg



Rk	Name	YoB	Country	BW	Snatch			Clean & Jerk			Total	
					1	2	3	1	2	3		
1.	Ivorn McKnee	1981	BAR		103.95	140.0	<del>147.0</del>	147.0	180.0	187.0	<del>192.0</del>	334.0
2.	Robert Galsworthy	1989	AUS		102.60	130.0	135.0	138.0	160.0	165.0	170.0	308.0
3.	Angelos Ioannou	1972	CYP		98.40	110.0	115.0	<del>120.0</del>	130.0	140.0	<del>150.0</del>	255.0
	Gurbinder Singh Cheem	1978	ENG		104.55	<del>145.0</del>	<del>145.0</del>	<del>145.0</del>	-	-	-	-

### Category: +105kg





Rk	Name	YoB	Country	BW	Snatch			Clean & Jerk			Total	
					1	2	3	1	2	3		
1.	Damon Kelly	1983	AUS		151.00	150.0	155.0	<del>160.0</del>	192.0	202.0	208.0	363.0
2.	Samuel Pera	1989	COK		124.20	150.0	<del>157.0</del>	<del>157.0</del>	190.0	200.0	<del>205.0</del>	350.0
3.	Joseph Muskett	1985	ENG		134.30	<del>135.0</del>	135.0	<del>140.0</del>	165.0	<del>171.0</del>	171.0	306.0

## Results: Men Junior





### Category: 56kg

Rk	Name	YoB	Country	BW	Snatch			Clean & Jerk			Total
					1	2	3	1	2	3	
1.	Mohd Shafiq Ismail	1988	MAS 	55.20	96.0	<del>101.0</del>	101.0	123.0	<del>128.0</del>	0.0	224.0
2.	Demis Demourtsides	1989	CYP 	55.70	70.0	<del>75.0</del>	75.0	85.0	<del>90.0</del>	<del>93.0</del>	160.0





### Category: 62kg

Rk	Name	YoB	Country	BW	Snatch			Clean & Jerk			Total
					1	2	3	1	2	3	
1.	Arrico Jumith	1990	MAS 	61.05	<del>115.0</del>	115.0	<del>120.0</del>	140.0	145.0	152.0	267.0
2.	Dimitris Minasides	1989	CYP 	60.90	113.0	<del>116.0</del>	<del>116.0</del>	135.0	<del>142.0</del>	<del>142.0</del>	248.0
3.	Luwellyne Phillips	1989	RSA 	61.30	<del>95.0</del>	95.0	<del>101.0</del>	115.0	120.0	123.0	218.0
4.	Craig Carfray	1992	SCO 	60.95	75.0	80.0	<del>84.0</del>	98.0	<del>102.0</del>	102.0	182.0


### Category: 69kg

Rk	Name	YoB	Country	BW	Snatch			Clean & Jerk			Total
					1	2	3	1	2	3	
1.	Mohd Hafifi Mansor	1990	MAS 	67.90	<del>120.0</del>	120.0	<del>126.0</del>	150.0	<del>157.0</del>	<del>157.0</del>	270.0
2.	Halil Zorba	1988	ENG 	68.60	105.0	110.0	<del>112.0</del>	142.0	147.0	<del>153.0</del>	257.0
3.	Andrea Naslev	1993	CYP 	62.85	77.0	<del>80.0</del>	<del>82.0</del>	95.0	100.0	<del>110.0</del>	177.0
4.	Argyris Socratous	1993	CYP 	68.90	70.0	75.0	<del>78.0</del>	85.0	90.0	92.0	167.0



### Category: 77kg

Rk	Name	YoB	Country	BW	Snatch			Clean & Jerk			Total
					1	2	3	1	2	3	
1.	Lyle du Plooy	1988	RSA 	70.25	112.0	117.0	<del>120.0</del>	138.0	143.0	<del>146.0</del>	260.0
2.	Sean Anthony	1991	RSA 	72.20	105.0	110.0	<del>115.0</del>	<del>127.0</del>	127.0	135.0	245.0
3.	Dale Cree	1992	SCO 	74.90	<del>85.0</del>	85.0	90.0	100.0	105.0	<del>110.0</del>	195.0
4.	Christian Saliba	1992	MLT 	76.15	68.0	<del>72.0</del>	72.0	88.0	92.0	97.0	169.0



### Category: 85kg

Rk	Name	YoB	Country	BW	Snatch			Clean & Jerk			Total
					1	2	3	1	2	3	
1.	Malek Chamoun	1989	AUS 	84.10	125.0	130.0	135.0	155.0	160.0	165.0	300.0


### Category: 94kg

Rk	Name	YoB	Country	BW	Snatch			Clean & Jerk			Total
					1	2	3	1	2	3	
1.	Mohd Faiz Musa	1989	MAS 	91.90	<del>130.0</del>	130.0	<del>140.0</del>	165.0	171.0	<del>177.0</del>	301.0
2.	Jean Greeff	1990	RSA 	88.30	112.0	118.0	<del>122.0</del>	141.0	<del>148.0</del>	<del>148.0</del>	259.0

### Category: 105kg

Rk	Name	YoB	Country	BW	Snatch			Clean & Jerk			Total
					1	2	3	1	2	3	
1.	Robert Galsworthy	1989	AUS 	102.60	130.0	135.0	138.0	160.0	165.0	170.0	308.0
	M. Zafril Zulkifli	1988	MAS 	102.75	128.0	<del>132.0</del>	<del>132.0</del>	160.0	-	-	-

### Category: +105kg

Rk	Name	YoB	Country	BW	Snatch			Clean & Jerk			Total
					1	2	3	1	2	3	
1.	Samuel Pera	1989	COK 	124.20	150.0	<del>157.0</del>	<del>157.0</del>	190.0	200.0	<del>205.0</del>	350.0